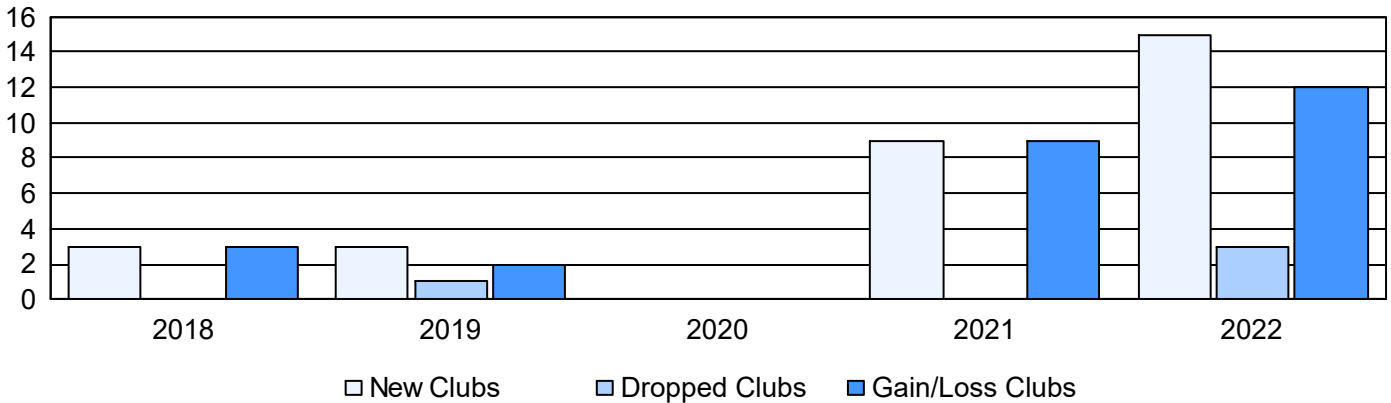
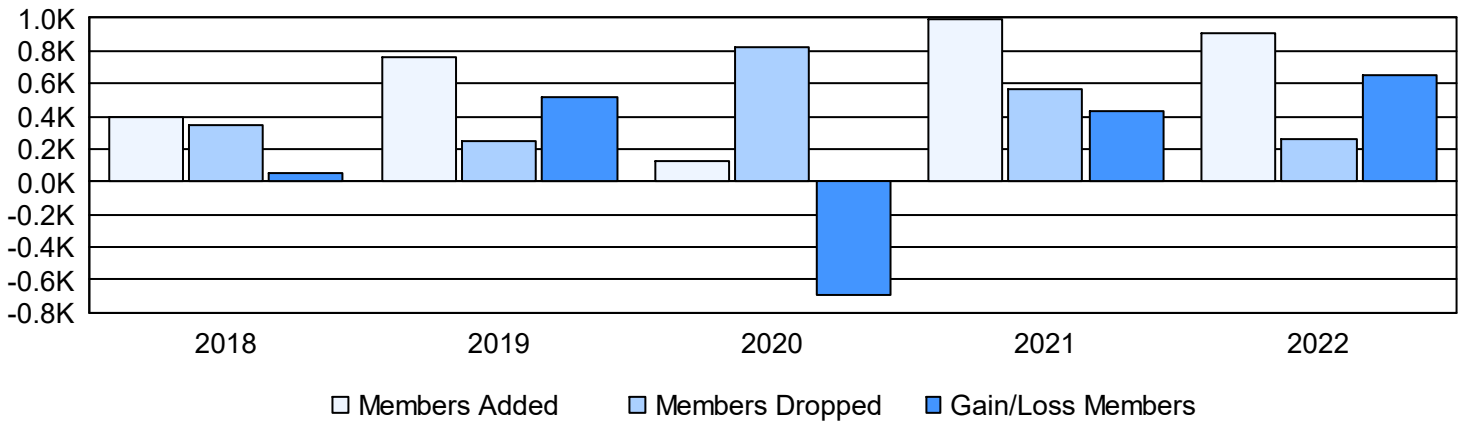


| Year           | New Clubs | Dropped Clubs | Gain/ Loss Clubs | New Members | Charter Members | Reinstate Members | Transfer Members | Total Member Added | Total Members Dropped | Gain/ Loss Members |
|----------------|-----------|---------------|------------------|-------------|-----------------|-------------------|------------------|--------------------|-----------------------|--------------------|
| 2017-2018      | 3         | 0             | 3                | 244         | 79              | 70                | 6                | 399                | 343                   | 56                 |
| 2018-2019      | 3         | 1             | 2                | 666         | 77              | 5                 | 9                | 757                | 245                   | 512                |
| 2019-2020      | 0         | 0             | 0                | 67          | 20              | 30                | 13               | 130                | 828                   | -698               |
| 2020-2021      | 9         | 0             | 9                | 393         | 227             | 318               | 59               | 997                | 565                   | 432                |
| 2021-2022      | 15        | 3             | 12               | 269         | 573             | 28                | 40               | 910                | 259                   | 651                |
| <b>Average</b> | <b>6</b>  | <b>1</b>      | <b>5</b>         | <b>328</b>  | <b>195</b>      | <b>90</b>         | <b>25</b>        | <b>639</b>         | <b>448</b>            | <b>191</b>         |

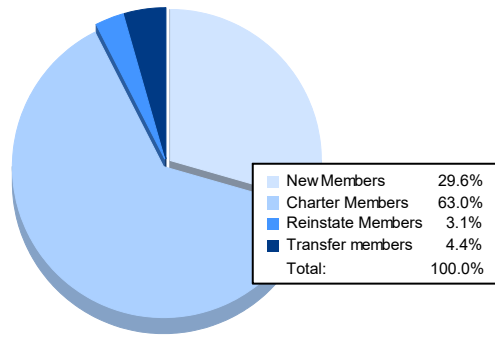
### Clubs



### Members



### Membership Composition June 2022 Cumulative



### Gender Composition June 2022 Cumulative

